

25 Intraspecific variation in inhibitory motor control in guppies, *Poecilia reticulata*

26

27 Alessandro Macario^{1*}, Safi Darden¹, Frederick Verbruggen² and Darren P. Croft¹

28

29

30 ¹ Centre for Research in Animal Behaviour, College of Life and Environmental Sciences,

31 University of Exeter, Exeter, EX4 4QG, UK

32 ² Department of Experimental psychology, Faculty of Psychology and Educational Sciences,

33 Ghent University, Henri Dunantlaan 2, 9000 Gent, Belgium.

34

35 **Corresponding author:*

36 Dr Alessandro Macario

37 7, Clinton Avenue

38 EX4 7BA

39 Exeter, UK

40 alessandro_macario@hotmail.fr

41

42 Funding: We are very grateful to financial support from the University of Exeter which

43 funded this research. FV is supported by an ERC Consolidator grant (European Union's

44 Horizon 2020 research and innovation programme, grant agreement No 769595).

45

46

47

48

49

50

51 **Abstract**

52

53 Inhibitory control (IC) is the ability to overcome impulsive or prepotent but ineffective
54 responses in favour of more appropriate behaviours. The ability to inhibit internal
55 predispositions or external temptations is key to cope with a complex and variable world.
56 Traditionally viewed as cognitively demanding and a main component of executive
57 functioning and self-control, IC was historically examined in only a few species of birds and
58 mammals but recently a growing number of studies has shown that a much wider range of
59 taxa rely on IC. Furthermore, there is growing evidence that inhibitory abilities may vary
60 within species at the population and individual levels owing to genetic and environmental
61 factors. Here we use a detour-reaching task, a standard paradigm to measure motor inhibition
62 in non-human animals to quantify patterns of inter-individual variation in IC in wild-
63 descendant female guppies, *Poecilia reticulata*. We found that female guppies displayed
64 inhibitory performances that were, on average, half as successful as the performances
65 reported previously for other strains of guppies tested in similar experimental conditions.
66 Moreover, we showed consistent individual variation in the ability to inhibit inappropriate
67 behaviours. Our results contribute to the understanding of the evolution of fish cognition and
68 suggest that IC may show considerable variation among populations within a species. Such
69 variation in IC abilities might contribute to individual differences in other cognitive functions
70 such as spatial learning, quantity discrimination, or reversal learning.

71

72 Keywords: Detour task, Fish Cognition, Inhibitory control, Individual differences, Response
73 inhibition, Trinidadian guppy.

74

75 Executive control refers to a set of cognitive functions required to monitor and
76 regulate behaviours when automatic, habitual, or conditioned responses are inadequate,
77 inefficient or impossible (Diamond, 2013; Gilbert and Burgess, 2008; Miyake and Friedman,
78 2012). Among those functions, inhibitory control (IC) is usually considered pivotal as it allows
79 an individual to restrain inappropriate prepotent responses and enables the realisation of
80 deliberate, goal-directed behaviours (Diamond, 2013). Without response inhibition (the
81 behavioural component of inhibitory control) strong internal predispositions or external
82 temptations and affordances may prevent or impede behaviour to be optimised to a variable
83 and complex environment. For example, animals require IC in social contexts when competing
84 for resources claimed by higher ranking individuals, when facing the choice between a small
85 immediate reward and a bigger delayed reward (a behaviour that has been historically
86 defined as “self-control” (Beran, 2015)), or to stop the urge to feed under the threat of
87 predation (Ryer and Olla, 1991). In humans, impulsivity (a lack of IC) has been linked to lower
88 academic achievement (Duckworth and Seligman, 2005), depression, and a whole range of
89 externalising disorders and behavioural problems, including substance abuse and criminal
90 tendencies (Moffitt et al., 2011). In non-human animals, IC abilities have been shown to
91 correlate with the song repertoire size of song sparrows, *Melospiza melodia*, (Boogert et al.,
92 2011, but see MacKinlay and Shaw 2019) and problem solving performances of various
93 mammalian species (dogs (*Canis lupus familiaris*) (Mueller et al., 2016), chimpanzees (*Pan*
94 *troglodytes*) (Vlamings et al., 2010) and cotton-top tamarins (*Saguinus oedipus*) (Hauser et al.,
95 2002)). Furthermore, IC has been associated with proxies for general cognitive abilities such
96 as absolute brain size (MacLean et al., 2014; Stevens, 2014) and complex social organisations
97 (Ashton et al., 2018; Amici et al., 2008).

98

99 Traditionally viewed as cognitively demanding (Anderson et al., 2000; Santos et al.,
100 1999), IC was first studied in mammals, mainly humans, non-human primates and a few bird
101 species (mostly pigeons)(Ainslie, 1974; Diamond, 1981; Köhler, 1925/1959; Logan and Cowan,
102 1984; Scholes, 1965; Tobin and Logue, 1994), but a growing interest in the ultimate causes
103 underpinning IC abilities has seen a surge in the range of species investigated within the
104 mammalian and avian classes (horses (Baragli et al., 2017), dogs (Bray et al., 2014; Brucks et
105 al., 2017a), wolves (Marshall-Pescini et al., 2015), sheep and goats (Knolle et al., 2017;
106 Langbein, 2018), rodents (MacLean et al., 2014; Mayse et al., 2014), primates (Amici et al.,
107 2008; MacLean et al., 2014) and birds (Kabadayi et al., 2016; MacLean et al., 2014; Meier et
108 al., 2017; van Horik et al., 2019)) and beyond showing that also arthropods (Mayack and Naug,
109 2015; Wendt and Czaczkes, 2017) and teleost fishes (Lucon-Xiccato and Bertolucci, 2019;
110 Lucon-Xiccato et al., 2017; Santaca et al., 2019a) rely on inhibitory processes. These studies
111 have revealed considerable variation in interspecific IC abilities, but the origin of such
112 variation remains unclear. Moreover, the extent to which variation in IC is the consequence
113 of specific ecological adaptations or phylogenetic constraints on the central nervous system
114 requires more in-depth analysis.

115

116 Besides the large difference in IC performances found across species, some evidence
117 also suggests that inhibition varies within species, that is, between individuals and between
118 populations (Fagnani et al., 2016; Kralik et al., 2002; Lucon-Xiccato et al., 2020). For example,
119 Fagnani et al. (2016) showed that pet dogs had better IC skills compared to shelter dogs,
120 probably because of the differences in social experience among them; and a study comparing
121 wolves and dogs demonstrated that the former had significantly poorer IC performances,
122 emphasising the effect of domestication on the evolution of cognitive skills (Marshall-Pescini
123 et al., 2015). It has also been shown that, in spotted hyaenas, IC varied as a function of the

124 social ranking and the size of the group in which juveniles grew up (Johnson-Ulrich and
125 Holekamp, 2019). Hence within the same species, behavioural inhibition may differ
126 depending on the genetic or environmental background in which it is expressed (or has
127 developed).

128

129 In the current study we use the Trinidadian guppy (*Poecilia reticulata*) to quantify
130 patterns of intraspecific variation in IC. This species is rapidly emerging as a model system to
131 study IC. In 2017, Lucon-Xiccato et al. demonstrated that guppies displayed inhibitory
132 performances equivalent to the average score of mammals and birds despite a much smaller
133 nervous system, which contradicted the strong positive correlation between brain size and IC
134 abilities established by MacLean et al. (2014) and highlight the importance of other
135 neurobiological measures such as neuronal density to account for animal intelligence
136 (Kabadayi et al., 2016; Olkowicz et al. 2016). However, to date the majority of the work
137 exploring IC in guppies has been made using ornamental strains (see Table 1 for a summary
138 of similarities and differences between our study and previous works examining inhibition in
139 guppies). Thus, previous studies may not describe the full cognitive potential of the species
140 as artificial selection (e.g. domestication) can drive correlated responses in animal
141 morphology, physiology and behaviour (Larson and Fuller, 2014), which might affect the
142 evolution and expression of cognitive function.

143

144 Here we use the detour paradigm, which is a standard method used in animal
145 cognition research to investigate IC skills (see Kabadayi et al. (2018) for a comprehensive
146 review of the detour paradigm in Animal Cognition). In this paradigm the experimental
147 subject is required to detour around a transparent obstacle to reach a reward and in the
148 process suppress a strong prepotent tendency to approach directly (and thus hit the obstacle)

149 the visible target. There are different versions of the detour task in which the obstacle can be
150 a hollow cylinder (i.e. the “cylinder task” where the reward is placed inside) or a barrier (i.e.
151 “the barrier task”) and there are some debates about the extent to which these tasks also
152 involve different cognitive and non-cognitive factors (Kabadayi et al., 2017; van Horik et al.,
153 2018). Furthermore, even though the barrier and cylinder tasks are supposedly both
154 measuring the motoric aspect of inhibition, prior studies in other species has shown that
155 inhibitory performances may not be consistent across these procedures (van Horik et al.,
156 2018). Previous work that has looked at IC in wild-descendant guppies (but from a different
157 river system than our population, hence presenting different ecological conditions potentially
158 affecting the evolution of IC) consistently used the barrier task, so the performance of wild-
159 descendant guppies using the cylinder task has not been quantified. Therefore, in the present
160 study, we quantify patterns of individual variation in IC in a wild-descendant population of
161 guppies using the cylinder task and compare the performance of this population to previously
162 published values of IC for guppies and other species using the same task.

163

164

165 **Methods**

166

167 Study Subjects:

168

169 Guppies are small livebearing freshwater fish native to the coastal streams of the
170 north eastern part of South America. We used adult female descendants of individuals
171 collected in the lower part of the Aripo River on the island of Trinidad. Our laboratory
172 population had been kept in mixed-sex groups within large tanks (300 x 120 x 70cm) since
173 2008 and regularly transferred across them to avoid inbreeding. Fish were fed *ad libitum* and

174 kept at similar density across the pools minimising differences in life-history traits.
175 Experimental subjects of similar size (25mm±1.4mm) were collected from these large tanks
176 and housed in groups of six in maintenance tanks (15 x 26 x 16 cm). The controlled conditions
177 across pools reduced variation in individual growth rate which in turn allowed us to use size
178 as an indicator of age. They were provided with gravel bottoms and plastic plants to ensure
179 physical enrichment. They were kept at 24±1°C on a 12h light:dark photoperiod cycle and
180 were fed twice daily with commercial food flakes in the mornings and brine shrimp (*Artemia*
181 *salina* nauplii) in the afternoon. Females were marked to allow the experimenters to identify
182 them individually (guppy females do not have individual marking that would allow a human
183 eye to distinguish among them). To do so they were anaesthetised for a short time with a
184 tricane methane sulfonate solution (MS222) and given a within group individual identifying
185 mark using Visible Implant Fluorescent Elastomer (VIE, Northwest Marine Technology). A
186 unique dorsal green mark was sufficient to distinguish among the females kept within the
187 same maintenance tank. We chose to use only females because in guppies they show better
188 learning capabilities (Lucon-Xiccato and Bisazza, 2014; Lucon-Xiccato and Bisazza, 2017).

189

190 Apparatus and Procedure

191

192 We used the cylinder task that is a well-established procedure to investigate IC in
193 animals (Kabadayi et al., 2018) and was used recently to research and compare inhibitory
194 performances across mammals, birds (Kabadayi et al., 2016; MacLean et al., 2014) and teleost
195 fishes (Lucon-Xiccato et al., 2017). In the cylinder task subjects are initially trained to find food
196 put inside an opaque cylinder. Once the task has been learned, the opaque cylinder is
197 swapped for a transparent one. With transparent cylinders, IC is required: the subject has to

198 suppress the tendency to go directly towards the visible food and instead detour the cylinder
199 to enter from the open sides (as learned in the training phase with opaque cylinders).

200

201 Apparatus

202

203 The experimental arenas consisted of 2 identical tanks covered with translucent
204 sheets. Each tank was divided in to two compartments, a start zone (16 x 15.5 x 20 cm) and a
205 test zone (31 x 15.5 x 20 cm), separated by a transparent guillotine door operated by a draw
206 string (Fig.1). Each trial started with an acclimatisation period taking place in the start zone
207 followed by the cylinder test occurring in the test zone after the guillotine door was lifted by
208 the experimenter. We used two types of plastic cylinder (acrylic glass) of equal size (8 cm in
209 length and 5 cm in diameter) in the different phases of the procedure. In the habituation and
210 training phase the cylinder was opaque (wrapped with speckled self-adhesive plastic film)
211 whereas in the test phase the cylinder was transparent. Two 2 x 0.5cm wedges were glued to
212 the bottom of the tank to help stabilising the cylinder.

213 The subjects were rewarded with dried bloodworm (King British, bloodworm). For
214 each trial a tiny quantity of bloodworm was crushed and attached with Vaseline to a 1cm red
215 plastic square, which was then affixed to a metallic ring hold vertically at the back of the
216 cylinder (Fig.1). The metallic ring was held by 2 magnets positioned outside the cylinder and
217 faced the subject acclimatising in the start zone (Fig.1). Video recordings were used to ensure
218 accurate data collection.

219

220 Habituation - Shaping phase

221

222 Guppies live in groups and establish complex and long-lasting social relationships which
223 confer numerous benefits such as improved food acquisition or increased vigilance
224 (Magurran, 2005). To diminish the adverse effects of stress associated with social isolation
225 (Culbert et al., 2019; Shams et al., 2017) and a new physical environment (Stevens et al., 2017)
226 the subjects were habituated to their novel experimental conditions during five days and
227 underwent a step-by-step procedure to reinforce the target behaviour. On day one, two
228 groups of four fish were randomly selected from the maintenance tanks and released in the
229 start zone of the two experimental tanks in which we had added an opaque cylinder with the
230 food ring positioned at one of the entrances of the cylinder. After two minutes the door was
231 opened, and the fish were given one hour to explore their environment. Throughout the next
232 four days the shaping phase continued during multiple 20-minute sessions in which the
233 number of fish in each session was reduced and the food ring was gradually moved towards
234 the middle of the cylinder. The experimental subjects proceeded to the training phase as soon
235 as, alone in the tank, they managed to enter the cylinder. After 5 days of habituation and
236 shaping, the fish that did not enter the cylinder while being solitary were removed from the
237 study and substituted with new subjects.

238

239 Training phase

240

241 To learn to feed inside the opaque cylinder the experimental subjects performed three trials
242 per day two hours apart starting at 10am. Before each trial they were placed in the start
243 compartment for five minutes to acclimatise while the experimenter inserted in the middle
244 of the test zone the cylinder equipped with the food ring (Fig.1). After five minutes the video
245 recording started; the (transparent) guillotine door was opened, and the fish was given a
246 maximum of 30 minutes to reach the food. Once the reward was found the fish was allowed

247 five minutes to consume it before the cylinder was removed and the subject returned to its
248 maintenance tank. Any subject that did not feed within 30 min received additional training
249 trials within that day to ensure 3 trials in which they reached the food. We trained two fish
250 simultaneously in adjacent tanks; the camera was positioned in order to capture both testing
251 arenas. The adopted learning criterion to continue to the test phase was to reach the food
252 (without touching the cylinder) within 90 seconds during two out of the three daily trials for
253 which the females reached the food. In total twenty-seven females were transferred to the
254 test phase reaching the learning criterion within a maximum of eight days.

255

256 Test phase

257

258 The procedure in the test phase differed slightly from the training phase as the opaque
259 cylinder was replaced with the transparent one and the 10 trials that the subjects received
260 over a four-day period lasted 10 minutes each. Based on the video recordings, we quantified
261 for each trial the performance of the females: whether the response was correct or incorrect
262 and the time it took to obtain the reward. A trial was considered correct if the subject
263 retrieved the food entering the cylinder from the open lateral sides and incorrect if it tried to
264 cross through the transparent material. To score the time to solve the task, we measured the
265 latency between the moment the fish left the start zone and the moment it started eating. If
266 in any given trial a female did not enter the cylinder, a score of 600 (60 sec x 10 minutes) was
267 given for the time needed to reach the reward and the trial was not repeated.

268

269 Statistical analysis

270

271 Analyses were carried out in R version 3.6.2 (The R Foundation for Statistical Computing,
272 Vienna, Austria, <http://www.r-project.org>). We analysed the performance of guppy females
273 in the cylinder task (correct versus incorrect trial) using a generalized linear mixed model
274 (GLMMs, “glmer” function of the “lme4” R package (v1.1.23)) with a binomial error structure
275 and logit-link function with trial number included as a covariate and individuals’ ID as a
276 random effect.

277 A Cochran’s Q test was used to test for differences in the ability to reach the reward
278 independently of the outcome (i.e. collapsed across correct and incorrect attempts) across
279 trials and among individual females.

280 We analysed time performance (the latency to reach the reward independently of the
281 outcome of the trial) fitting a linear mixed-effects model (‘lmer’ function of the ‘lme4’ R
282 package (v1.1.23)) with trial number as a covariate and individual ID as random effect. Due to
283 a right-skewed distribution, the response variable was log-transformed and the females that
284 did not get the food during the 10 minutes of a trial were removed from the analysis.

285 Individual differences were analysed using the “rptGaussian” and the “rptBinary” functions
286 of the “rptR” R package (v0.9.22), which estimates repeatability from GLMM fitted by
287 restricted maximum likelihood. The “rptGaussian” and the “rptBinary” functions estimate
288 whether the latency to reach the reward and the percentage of correct attempts were
289 significantly repeatable across trials respectively. The repeatability analysis was run for all the
290 trials.

291 Processed data for the test phase and the R script used to analyse them can be found at
292 https://osf.io/vy3s2/?view_only=ca4dcf67faef431897337c140fc8b8f3

293

294 [Ethical Note](#)

295

296 The study adheres to the ASAB/ABS guidelines for the Use of Animals in Research. The fish
297 were tagged under the Home Office license PPL 30/3308 (UK). Following the marking
298 procedure, they were allowed a 30-minute recovery period from the anaesthetic during
299 which they were monitored for any ill effects and placed back in their experimental home
300 tanks. None of the fish showed signs of injuries or pain potentially induced by the tagging
301 procedure.

302

303

304

305 **Results**

306

307 In the training phase female guppies needed on average 14.4 ± 4.83 trials (mean \pm SD)
308 to reach the learning criterion. On average during the test phase, individuals detoured around
309 the transparent cylinder to reach the reward in $28.5\% \pm 18.8$ (mean \pm SD) of the trials. Across
310 females, correct trials ranged between 10-60% but 11.1% of them (3 out of 27) failed to inhibit
311 the urge to swim directly on all trials (Fig.2B).

312 The likelihood of successful trials did not change significantly across the test phase
313 (GLMM: $\chi^2_1 = 0.1$, $p=0.75$; Fig. 2A, 2C) but the time to reach the food marginally decreased
314 over time (LMM: $\chi^2_1 = 3.52$, $p=0.06$, Fig, 2E). The overall probability to obtain the reward
315 (whether or not subjects successfully suppressed the initial urge to swim directly toward the
316 visible target) did not change across trials ($Q(9)=9.9$, $p=0.36$, Fig. 2A, 2C); by contrast, we did
317 observe differences between females in their tendency to reach the food during the task
318 (again collapsed across correct and incorrect trials; $Q(26)=85.6$, $p<0.0001$, Fig.2B, 2D).

319 Female guppies showed significant individual differences in the percentage of correct
320 attempts ($R=0.075$, $CI=[0, 0.17]$, $p=0.008$) and latency to get the reward ($R=0.206$, $CI=[0.07,$
321 $0.35]$, $p<0.001$) across the entire experiment.

322

323

324

325 **Discussion**

326

327 In this experiment we investigated IC abilities of wild-descendant female guppies
328 evaluated in the cylinder version of the detour task. We showed that they successfully
329 inhibited the urge to approach the food directly on 28.5% of the trials in total. We did not
330 notice any improvement in females' inhibitory performance during the test phase, but the
331 relatively small number of trials did not allow us to rule out an effect of training if the
332 individuals had been tested for longer. On the contrary, they became faster in detouring the
333 transparent cylinder to obtain the reward (independently of the outcome in the task), which
334 suggests that a potential learning process could have taken place. Interestingly there is also
335 consistent individual variation in females' performance to detour the transparent cylinder,
336 reflecting differences in individuals' ability to efficiently inhibit prepotent behaviours.

337

338 The investigation of inhibitory control in teleost fishes is relatively recent and unlike
339 previous studies (Gatto et al., 2018; Lucon-Xiccato et al., 2017; Santaca et al., 2019b; see table
340 1 for an overview) reporting performances in guppies similar to the average performance of
341 mammalian and avian species (~58% of correct responses in the cylinder task), we observed
342 here much lower performances. However, such relatively low level of behavioural inhibition
343 is comparable to the findings of other studies that involved either guppies (Gatto et al., 2018)

344 or cichlids (Brandao et al. 2019). IC abilities vary widely across species and succeeding 28.5%
345 of the time is a performance equivalent to the one displayed by parrots or sparrows and far
346 from the almost perfect score displayed by apes and ravens (Kabadayi et al., 2017; Kabadayi
347 et al., 2016; MacLean et al., 2014), positioning guppies at the lower end of the spectrum of
348 the species investigated (MacLean et al., 2014).

349

350 Our study recorded significant individual repeatability in the outcome of the cylinder
351 task and in time performance. Females differed in their ability to suppress the urge to reach
352 directly the reward without detouring the obstacle as successful trials ranged between 0 and
353 60%. Likewise, they varied in the time they needed to get the food with some females being
354 consistently quicker than others. This consistent individual variation in both behaviours was
355 found across the 10 trials of the experiment. Our results are consistent with previous studies
356 showing consistent individual differences in inhibition in zebrafish (Lucon-Xiccato et al. 2019)
357 and guppies (Lucon-Xiccato et al. 2020). As inhibition might support other higher-level
358 cognitive abilities (Diamond 2013), IC variability could contribute to individual differences
359 found among vertebrates (Lucon-Xiccato et al. 2019) in processes such as spatial abilities,
360 reversal learning or social learning. From an evolutionary perspective variability in IC could
361 result from selection pressures acting on other traits. There is a growing number of studies
362 showing a relationship between personality traits and cognitive individual differences (Brown
363 et al. 2013, White et al. 2107, Lucon-Xiccato et al. 2019). Personality traits are maintained
364 through frequency-dependent selection and spatio-temporal fluctuation in natural selection
365 (Dingemanse et al. 2004; Dingemanse and Re´ale 2005) that in turn may generate variation in
366 inhibitory performances. Alternatively, IC can be under direct selection (and contribute to
367 personality traits) if it enhances survival for example when facing high predation risk or when
368 living in, for example, a social group with strong hierarchical structure. Here inhibiting

369 foraging or sexual behaviours could diminish the risk of being attacked by predators (Ryer and
370 Olla, 1991) or more dominant group members. In Australian magpies, *Cracticus tibicen*
371 *dorsalis*, higher inhibitory performances were linked to increased group size and higher
372 females' reproductive success suggesting that the demands of social life drove cognitive
373 evolution (Ashton et al., 2018). An important next step is to look at whether individual
374 performances are consistent when tested in the wild versus in captivity.

375

376 Our findings suggest significant differences exist among populations of guppies in IC
377 which may reflect slight methodological differences across studies or adaptive variation
378 among populations. To the best of our knowledge seven studies have investigated IC in
379 guppies prior, but none of them implemented the exact same setting we used for ours (table
380 1). Previous work on guppies using the cylinder task has used domesticated strains (Lucon-
381 Xiccato et al., 2017; Santaca et al., 2019b). In contrast, previous studies on wild-descendant
382 guppies have used a different variant of the detour task – the barrier task (Gatto et al., 2018;
383 Santaca et al., 2019a). Here we further extend our understanding of IC in guppies by testing
384 wild-descendant guppies with the cylinder task. Differences in task variants and strains could
385 contribute to the differences between studies. First, a growing number of studies show a lack
386 of consistency in individual performances across IC tasks either because those tasks measured
387 different aspects of inhibition within individuals (i.e. motor inhibition, self-control, cognitive
388 inhibition) underpinned by different neural mechanisms or because of variation in non-
389 cognitive factors such as motivation to acquire food that could affect the performance
390 (Botvinick and Braver, 2015; Brucks et al., 2017a; Fagnani et al., 2016; van Horik et al., 2018).
391 Even in tasks believed to capture the same aspect of inhibition such as the barrier task and
392 the cylinder task, both detour-reach tasks supposedly evaluating motor inhibition abilities,
393 dogs (Brucks et al., 2017a) and pheasants (van Horik et al., 2018) have shown inconsistent

394 performances. Such findings highlight the context-specificity of IC in vertebrates and could
395 account for the variable performances displayed by guppies. Second, independently of the
396 detour task chosen the variation in performances found between different guppy populations
397 might ensue differences in several non-cognitive factors known to affect the measure of IC in
398 fish (Gatto et al., 2018) and, more generally, in animals, such as the distance between the
399 subject and the goal (Junghans et al., 2016) or the value of the reward (Brucks et al., 2017b;
400 Wascher et al., 2012). Several studies have indicated that with increasing goal distance it is
401 easier for animals to detour around an obstacle (chicken (Regolin et al., 1995), dogs (Köhler,
402 1925/1959), long-tailed macaques (Junghans et al., 2016), guppy (Gatto et al., 2018), human
403 infants (Diamond and Gilbert, 1989)). Gatto et al. (2018) specifically addressed this issue with
404 guppies by varying the position of the reward (i.e. a group of conspecifics) with a transparent
405 barrier and showed, as anticipated, that they were less able to suppress the urge to reach
406 directly the social group when it was positioned nearer to (5cm) versus farther from (15cm)
407 the barrier. Incidentally the fish that faced a close reward solved the task $28.3 \pm 28.8\%$ of the
408 time compared to fish more distant for which the likelihood of success was $50 \pm 25\%$. These
409 numbers match respectively the outcome of our experiment in which the cylinder was
410 positioned at 5 cm from the guillotine door (the food subsequently at 8 cm) and the
411 performance of the subjects used by Lucon-Xiccato et al. (2017) who positioned the reward
412 at 15 cm from the obstacle. Other non-cognitive factors such as the motivational and
413 physiological state of the animal can affect the detour response (Kabadayi et al., 2018; van
414 Horik et al., 2018) and be responsible for variation in IC abilities. A hungry individual might be
415 less prone to block a prepotent tendency to reach food directly than a satiated individual.
416 Hence, there is variation between but also within cognitive tasks, and these might all
417 contribute to differences between studies. Such sources of variation are particularly
418 important to account for when comparing different species or different populations. Third,

419 differences between studies could also be caused by the use of wild-descendant vs.
420 domesticated guppies. In fishes evidence of the effects of domestication on cognitive abilities
421 remain scarce (Pasquet, 2019) but the main incentive for fish domestication is aquaculture
422 (e.g. fish farming, ornamental fishes) for which traits relying upon inhibition are not the
423 primary target of artificial selection. However, selection on a specific trait (e.g. a
424 morphological trait such as fancy colour pattern or tail shape) could be sufficient to drive
425 correlated physiological and behavioural changes characteristic of a phenomenon known as
426 domestication syndrome (Belyaev, 1979; Darwin, 1868; Wheat et al., 2019). While the
427 mechanistic basis of this phenomenon remains a source of controversy (Sanchez-Villagra et
428 al., 2016), it could explain the difference observed between domesticated strains of guppy
429 used in previous studies and their wild counterparts used here. Alternatively, the better
430 performances displayed by domesticated guppies could result from selection for less
431 aggressive individuals if, in fishes, aggressive behaviours are negatively related to IC abilities
432 as it was shown in humans (Hsieh and Chen, 2017; Pawliczek et al., 2013; Vigil-Colet et al.,
433 2004).

434

435 Trinidadian guppies vary drastically in morphology, life-history and behavioural traits
436 due to variation in selection pressures such as predation levels (Devigili et al., 2019; Endler,
437 1980; Handelsman et al., 2013; Hasenjager and Dugatkin, 2017; Herbert-Read et al., 2017;
438 Reznick, 1982), water turbidity (Borner et al., 2015) or ambient light (Endler, 1991, 1993;
439 Gamble et al., 2003). Recently predation has also been linked to brain evolution in guppies
440 (Kotrschal et al., 2017; Mitchell et al., 2020; Reddon et al., 2018) and killifish (*Rivulus hartii*)
441 (Walsh et al., 2016) albeit showing contrasting effects for brain size or for brain anatomy.
442 Reddon and colleagues (2018) found that exposure to predatory cues increased relative brain
443 mass in guppies whereas killifish from sites with predators exhibited smaller brains than their

444 counterparts living in predator-free habitats (Walsh et al., 2016). It is generally suggested that
445 increased brain size is associated with better executive functions and increased learning
446 abilities (Amiel et al., 2011; Benson-Amram et al., 2016; MacLean et al., 2014; Overington et
447 al., 2009; Sol et al., 2008; Sol et al., 2007), which has also been found in guppies selected for
448 relative brain size (Buechel et al., 2018; Corral-Lopez et al., 2017; Corral-Lopez et al., 2018;
449 Kotrschal et al., 2015; Kotrschal et al., 2013a; van der Bijl et al., 2015). However large brains
450 are energetically costly to develop and maintain and the cognitive benefits they provide might
451 be overridden by the metabolic costs (and more generally fitness costs) (Kotrschal et al.,
452 2013a; Laughlin et al., 1998) they entail. Assuming that the size of the brain is linked to
453 cognitive abilities (Kotrschal et al., 2013b), the lower motor inhibition performance observed
454 here could result from brain size variation between native populations or evolutionary
455 changes that took place in the lab driven, for example, by an absence of predation pressure.
456

457 In conclusion, our findings demonstrated individual variability in IC and highlight
458 potential within-species population differences. Consistent individual variation in inhibition
459 may explain the individual differences in other cognitive processes previously reported
460 among teleost fishes. Moreover, our guppy population displayed on average lower inhibitory
461 performances than domesticated guppies or guppies native to a different river. Future work
462 using a comparative approach assessing inhibitory motor control in guppies found across and
463 along the Trinidadian river system might shed light on the causes underpinning variation (at
464 the group and individual level) in cognition in guppies and, more generally, in vertebrates
465 facing similar environmental pressures.

466

467 Acknowledgements:

468 We thank Amy Early for her help in collecting the data and Christine Soper for animal
469 husbandry.

470

471

472 Author Contributions:

473 D.P.C., S.K.D and F.V. conceived the research program; A.M. designed and conducted the
474 experiment, ran the analysis and wrote the manuscript. D.P.C., S.K.D and F.V. reviewed the
475 manuscript.

476

477

REFERENCES

478

479 Ainslie GW, 1974. Impulse Control in Pigeons. *Journal of the Experimental Analysis of*
480 *Behavior* 21:485-489. doi: DOI 10.1901/jeab.1974.21-485.

481 Amici F, Aureli F, Call J, 2008. Fission-fusion dynamics, behavioral flexibility, and inhibitory
482 control in primates. *Curr Biol* 18:1415-1419. doi: 10.1016/j.cub.2008.08.020.

483 Amiel JJ, Tingley R, Shine R, 2011. Smart Moves: Effects of Relative Brain Size on
484 Establishment Success of Invasive Amphibians and Reptiles. *Plos One* 6.

485 Anderson JR, Awazu S, Fujita K, 2000. Can squirrel monkeys (*Saimiri sciureus*) learn self-
486 control? A study using food array selection tests and reverse-reward contingency.

487 *Journal of Experimental Psychology-Animal Behavior Processes* 26:87-97. doi:
488 10.1037/0097-7403.26.1.87.

489 Ashton, B. J., Ridley, A. R., Edwards, E. K., & Thornton, A. (2018). Cognitive performance is
490 linked to group size and affects fitness in Australian magpies. *Nature*, 554(7692),
491 364–367.

492 Baragli P, Vitale V, Sighieri C, Lanata A, Palagi E, Reddon AR, 2017. Consistency and flexibility
493 in solving spatial tasks: different horses show different cognitive styles. *Sci Rep-Uk* 7.
494 doi: ARTN 16557 10.1038/s41598-017-16729-z.

495 Belyaev DK, 1979. Destabilizing Selection as a Factor in Domestication. *J Hered* 70:301-308.
496 doi: DOI 10.1093/oxfordjournals.jhered.a109263.

497 Benson-Amram S, Dantzer B, Stricker G, Swanson EM, Holekamp KE, 2016. Brain size
498 predicts problem-solving ability in mammalian carnivores. *P Natl Acad Sci USA*
499 113:2532-2537.

500 Beran MJ, 2015. The comparative science of "self-control": what are we talking about? *Front*
501 *Psychol* 6. doi: 10.3389/fpsyg.2015.00051.

502 Boogert NJ, Anderson RC, Peters S, Searcy WA, Nowicki S, 2011. Song repertoire size in male
503 song sparrows correlates with detour reaching, but not with other cognitive
504 measures. *Anim Behav* 81:1209-1216. doi: 10.1016/j.anbehav.2011.03.004.

505 Borner KK, Krause S, Mehner T, Uusi-Heikkila S, Ramnarine IW, Krause J, 2015. Turbidity
506 affects social dynamics in Trinidadian guppies. *Behav Ecol Sociobiol* 69:645-651.

507 Botvinick M, Braver T, 2015. Motivation and Cognitive Control: From Behavior to Neural
508 Mechanism. *Annual Review of Psychology*, Vol 66 66:83-113. doi: 10.1146/annurev-
509 psych-010814-015044.

510 Brandão, M. L., Fernandes, A. M. T. de A., & Gonçalves-de-Freitas, E. (2019). Male and
511 female cichlid fish show cognitive inhibitory control ability. *Scientific Reports*, 9(1).
512 <https://doi.org/10.1038/s41598-019-52384-2>

513 Bray EE, MacLean EL, Hare BA, 2014. Context specificity of inhibitory control in dogs. *Anim*
514 *Cogn* 17:15-31. doi: 10.1007/s10071-013-0633-z.

515 Brown, G. E., Ferrari, M. C. O., Malka, P. H., Fregeau, L., Kayello, L., & Chivers, D. P. (2013).
516 Retention of acquired predator recognition among shy versus bold juvenile rainbow

517 trout. *Behavioral Ecology and Sociobiology*, 67(1), 43–51.
518 <https://doi.org/10.1007/s00265-012-1422-4>

519 Brucks D, Marshall-Pescini S, Wallis LJ, Huber L, Range F, 2017a. Measures of Dogs'
520 Inhibitory Control Abilities Do Not Correlate across Tasks. *Front Psychol* 8. doi:
521 10.3389/fpsyg.2017.00849.

522 Brucks D, Soliani M, Range F, Marshall-Pescini S, 2017b. Reward type and behavioural
523 patterns predict dogs' success in a delay of gratification paradigm. *Sci Rep-Uk* 7. doi:
524 ARTN 42459
525 10.1038/srep42459.

526 Buechel SD, Boussard A, Kotrschal A, van der Bijl W, Kolm N, 2018. Brain size affects
527 performance in a reversal-learning test. *P Roy Soc B-Biol Sci* 285.

528 Corral-Lopez A, Bloch NI, Kotrschal A, van der Bijl W, Buechel SD, Mank JE, Kolm N, 2017.
529 Female brain size affects the assessment of male attractiveness during mate choice.
530 *Sci Adv* 3.

531 Corral-Lopez A, Kotrschal A, Kolm N, 2018. Selection for relative brain size affects context-
532 dependent male preference for, but not discrimination of, female body size in
533 guppies. *J Exp Biol* 221. doi: UNSP jeb17524010.1242/jeb.175240.

534 Culbert BM, Gilmour KM, Balshine S, 2019. Social buffering of stress in a group-living fish. *P*
535 *Roy Soc B-Biol Sci* 286:9. doi: 10.1098/rspb.2019.1626.

536 Darwin C, 1868. *The Variation of Animals and Plants under Domestication*. London: John
537 Murray, Albemarle Street.

538 Devigili A, Evans JP, Fitzpatrick JL, 2019. Predation shapes sperm performance surfaces in
539 guppies. *P Roy Soc B-Biol Sci* 286.

540 Diamond A, 1981. Retrieval of an object from an open box: The development of visual-
541 tactile control of reaching in the first year of life. *Society for Research in Child*
542 *Development Abstracts* 3.

543 Diamond A, 2013. Executive Functions. In: Fiske ST, editor. *Annu Rev Psychol.* p. 135-168.

544 Diamond A, Gilbert J, 1989. Development as Progressive Inhibitory Control of Action -
545 Retrieval of a Contiguous Object. *Cognitive Dev* 4:223-249. doi: Doi 10.1016/0885-
546 2014(89)90007-5.

547 Dingemans, N. J., Both, C., Drent, P. J., & Tinbergen, J. M. (2004). Fitness consequences of
548 avian personalities in a fluctuating environment. *Proceedings of the Royal Society B:*
549 *Biological Sciences*, 271(1541), 847–852. <https://doi.org/10.1098/rspb.2004.2680>.

550 Dingemans, N. J., & Réale, D. (2005). Natural selection and animal personality. *Behaviour*,
551 142(9), 1159–1184. <https://doi.org/10.1163/156853905774539445>.

552 Duckworth AL, Seligman MEP, 2005. Self-discipline outdoes IQ in predicting academic
553 performance of adolescents. *Psychological Science* 16:939-944. doi: 10.1111/j.1467-
554 9280.2005.01641.x.

555 Endler JA, 1980. Natural-Selection on Color Patterns in *Poecilia-Reticulata*. *Evolution* 34:76-
556 91.

557 Endler JA, 1991. Variation in the Appearance of Guppy Color Patterns to Guppies and Their
558 Predators under Different Visual Conditions. *Vision Res* 31:587-608.

559 Endler JA, 1993. The Color of Light in Forests and Its Implications. *Ecol Monogr* 63:1-27.

560 Fagnani J, Barrera G, Carballo F, Bentosela M, 2016. Is previous experience important for
561 inhibitory control? A comparison between shelter and pet dogs in A-not-B and
562 cylinder tasks. *Anim Cogn* 19:1165-1172. doi: 10.1007/s10071-016-1024-z.

563 Gamble S, Lindholm AK, Endler JA, Brooks R, 2003. Environmental variation and the
564 maintenance of polymorphism: the effect of ambient light spectrum on mating
565 behaviour and sexual selection in guppies. *Ecol Lett* 6:463-472.

566 Gatto E, Lucon-Xiccato T, Bisazza A, 2018. Factors affecting the measure of inhibitory control
567 in a fish (*Poecilia reticulata*). *Behav Process* 157:11-17. doi:
568 10.1016/j.beproc.2018.08.003.

569 Gilbert SJ, Burgess PW, 2008. Executive function. *Curr Biol* 18:R110-R114. doi:
570 10.1016/j.cub.2007.12.014.

571 Handelsman CA, Broder ED, Dalton CM, Ruell EW, Myrick CA, Reznick DN, Ghalambor CK,
572 2013. Predator-Induced Phenotypic Plasticity in Metabolism and Rate of Growth:
573 Rapid Adaptation to a Novel Environment. *Integr Comp Biol* 53:975-988.

574 Hasenjager MJ, Dugatkin LA, 2017. Fear of predation shapes social network structure and
575 the acquisition of foraging information in guppy shoals. *P Roy Soc B-Biol Sci* 284.

576 Hauser MD, Santos LR, Spaepen GM, Pearson HE, 2002. Problem solving, inhibition and
577 domain-specific experience: experiments on cottontop tamarins, *Saguinus oedipus*.
578 *Anim Behav* 64:387-396.

579 Herbert-Read JE, Rosen E, Szorkovszky A, Ioannou CC, Rogell B, Perna A, Ramnarine IW,
580 Kotrschal A, Kolm N, Krause J, Sumpter DJT, 2017. How predation shapes the social
581 interaction rules of shoaling fish. *P Roy Soc B-Biol Sci* 284.

582 Hsieh I-Ju, Chen, Y Y, 2017. Determinants of aggressive behavior: Interactive effects of
583 emotional regulation and inhibitory control. *Plos One* 12.

584 Johnson-Ulrich, L., & Holekamp, K. E. (2019). Group size and social rank predict inhibitory
585 control in spotted hyenas. *Animal Behaviour*, **160**, 157-168.
586 <https://doi.org/10.1016/j.anbehav.2019.11.020>

587 Junghans AF, Sterck EHM, de Vries AO, Evers C, De Ridder DTD, 2016. Defying Food - How
588 Distance Determines Monkeys' Ability to Inhibit Reaching for Food. *Front Psychol* 7.
589 doi: ARTN 158 10.3389/fpsyg.2016.00158.

590 Kabadayi C, Bobrowicz K, Osvath M, 2018. The detour paradigm in animal cognition. *Anim*
591 *Cogn* 21:21-35.

592 Kabadayi C, Krasheninnikova A, O'Neill L, van de Weijer J, Osvath M, von Bayern AMP, 2017.
593 Are parrots poor at motor self-regulation or is the cylinder task poor at measuring it?
594 *Anim Cogn* 20:1137-1146. doi: 10.1007/s10071-017-1131-5.

595 Kabadayi C, Taylor LA, von Bayern AMP, Osvath M, 2016. Ravens, New Caledonian crows
596 and jackdaws parallel great apes in motor self-regulation despite smaller brains. *Roy*
597 *Soc Open Sci* 3.

598 Knolle, F., McBride, S. D., Stewart, J. E., Goncalves, R. P., & Morton, A. J. (2017). A stop-
599 signal task for sheep: Introduction and validation of a direct measure for the stop-
600 signal reaction time. *Animal Cognition*, **20**, 615-626. [https://doi.org/10.1007/s10071-](https://doi.org/10.1007/s10071-017-1085-7)
601 [017-1085-7](https://doi.org/10.1007/s10071-017-1085-7).

602 Köhler W, 1925/1959. The mentality of Apes, 2nd ed. London: Kegan Paul and Co., Ltd.
603 New York: Harcourt, Brace and Co., Inc., 1925.

604 Kotrschal A, Corral-Lopez A, Amcoff M, Kolm N, 2015. A larger brain confers a benefit in a
605 spatial mate search learning task in male guppies. *Behav Ecol* 26:527-532.

606 Kotrschal A, Deacon AE, Magurran AE, Kolm N, 2017. Predation pressure shapes brain
607 anatomy in the wild. *Evol Ecol* 31:619-633.

608 Kotrschal A, Rogell B, Bundsen A, Svensson B, Zajitschek S, Brannstrom I, Immler S,
609 Maklakov AA, Kolm N, 2013a. Artificial Selection on Relative Brain Size in the Guppy
610 Reveals Costs and Benefits of Evolving a Larger Brain. *Curr Biol* 23:168-171.

611 Kotrschal A, Rogell B, Bundsen A, Svensson B, Zajitschek S, Brannstrom I, Immler S,
612 Maklakov AA, Kolm N, 2013b. The benefit of evolving a larger brain: big-brained
613 guppies perform better in a cognitive task. *Anim Behav* 86:E4-E6.

614 Kralik JD, Hauser MD, Zimlicki R, 2002. The relationship between problem solving and
615 inhibitory control: Cotton-top tamarin (*Saguinus oedipus*) performance on a
616 reversed contingency task. *J Comp Psychol* 116:39-50. doi: 10.1037//0735-
617 7036.116.1.39.

618 Langbein, J. (2018). Motor self-regulation in goats (*Capra aegagrus hircus*) in a detour-
619 reaching task. *PeerJ*, 6, e5139. <https://doi.org/10.7717/peerj.5139>.

620 Larson G, Fuller DQ, 2014. The Evolution of Animal Domestication. *Annu Rev Ecol Evol S*
621 45:115-136. doi: 10.1146/annurev-ecolsys-110512-135813.

622 Laughlin SB, van Steveninck RRD, Anderson JC, 1998. The metabolic cost of neural
623 information. *Nat Neurosci* 1:36-41.

624 Logan GD, Cowan WB, 1984. On the Ability to Inhibit Thought and Action - a Theory of an
625 Act of Control. *Psychol Rev* 91:295-327. doi: Doi 10.1037/0033-295x.91.3.295.

626 Lucon-Xiccato T, Bertolucci C, 2019. Guppies show rapid and lasting inhibition of foraging
627 behaviour. *Behav Process* 164:91-99. doi: 10.1016/j.beproc.2019.04.011.

628 Lucon-Xiccato T, Bisazza A, 2014. Discrimination reversal learning reveals greater female
629 behavioural flexibility in guppies. *Biol Letters* 10. doi: 10.1098/rsbl.2014.0206.

630 Lucon-Xiccato T, Bisazza A, 2017. Individual differences in cognition among teleost fishes.
631 *Behav Process* 141:184-195. doi: 10.1016/j.beproc.2017.01.015.

632 Lucon-Xiccato T, Bisazza A, Bertolucci C, 2020. Guppies show sex and individual differences
633 in the ability to inhibit behaviour. *Anim Cogn*. doi: 10.1007/s10071-020-01357-4.

634 Lucon-Xiccato T, Gatto E, Bisazza A, 2017. Fish perform like mammals and birds in inhibitory
635 motor control tasks. *Sci Rep-Uk* 7. doi: ARTN 13144 10.1038/s41598-017-13447-4.

636 Lucon-Xiccato T, Montalbano G, Bertolucci C, 2019. Personality traits covary with individual
637 differences in inhibitory abilities in 2 species of fish. *Curr Zool.* doi:
638 10.1093/cz/zoz039.

639 MacKinlay, R.D., & Shaw, R.C., (2019). Male New Zealand robin (*Petroica longipes*) song
640 repertoire size does not correlate with cognitive performance in the wild.
641 *Intelligence*, **74**, 25-33.

642 MacLean EL, Hare B, Nunn CL, Addessi E, Amici F, Anderson RC, Aureli F, Baker JM, Bania AE,
643 Barnard AM, Boogert NJ, Brannon EM, Bray EE, Bray J, Brent LJN, Burkart JM, Call J,
644 Cantlon JF, Cheke LG, Clayton NS, Delgado MM, DiVincenti LJ, Fujita K, Herrmann E,
645 Hiramatsu C, Jacobs LF, Jordan KE, Laude JR, Leimgruber KL, Messer EJE, Moura ACD,
646 Ostojic L, Picard A, Platt ML, Plotnik JM, Range F, Reader SM, Reddy RB, Sandel AA,
647 Santos LR, Schumann K, Seed AM, Sewall KB, Shaw RC, Slocombe KE, Su YJ, Takimoto
648 A, Tan JZ, Tao R, van Schaik CP, Viranyi Z, Visalberghi E, Wade JC, Watanabe A,
649 Widness J, Young JK, Zentall TR, Zhao YN, 2014. The evolution of self-control. *P Natl*
650 *Acad Sci USA* 111:E2140-E2148.

651 Magurran AE. 2005. *Evolutionary ecology: the trinidadian guppy*. New York: Oxford
652 University Press.

653 Marshall-Pescini S, Viranyi Z, Range F, 2015. The Effect of Domestication on Inhibitory
654 Control: Wolves and Dogs Compared. *Plos One* 10. doi:
655 10.1371/journal.pone.0118469.

656 Mayack C, Naug D, 2015. Starving honeybees lose self-control. *Biol Letters* 11. doi: ARTN
657 20140820
658 10.1098/rsbl.2014.0820.

659 Mayse JD, Nelson GM, Park P, Gallagher M, Lin, SC, 2014. Proactive and reactive inhibitory
660 control in rats. *Front Neuroscience* 8:104. doi: [10.3389/fnins.2014.00104](https://doi.org/10.3389/fnins.2014.00104)

661 Meier C, Pant SR, van Horik JO, Laker PR, Langley EJG, Whiteside MA, Verbruggen F, Madden
662 JR, 2017. A novel continuous inhibitory-control task: variation in individual
663 performance by young pheasants (*Phasianus colchicus*). *Anim Cogn* 20:1035-1047.
664 doi: 10.1007/s10071-017-1120-8.

665 Mitchell DJ, Vega-Trejo R, Kotrschal A, 2020. Experimental translocations to low predation
666 lead to non-parallel increases in relative brain size. *Biol Letters* 16. doi:
667 <https://doi.org/10.1098/rsbl.2019.0654>.

668 Miyake A, Friedman NP, 2012. The Nature and Organization of Individual Differences in
669 Executive Functions: Four General Conclusions. *Curr Dir Psychol Sci* 21:8-14. doi:
670 10.1177/0963721411429458.

671 Moffitt TE, Arseneault L, Belsky D, Dickson N, Hancox RJ, Harrington H, Houts R, Poulton R,
672 Roberts BW, Ross S, Sears MR, Thomson WM, Caspi A, 2011. A gradient of childhood
673 self-control predicts health, wealth, and public safety. *P Natl Acad Sci USA* 108:2693-
674 2698. doi: 10.1073/pnas.1010076108.

675 Mueller CA, Riemer S, Viranyi Z, Huber L, Range F, 2016. Inhibitory Control, but Not
676 Prolonged Object-Related Experience Appears to Affect Physical Problem-Solving
677 Performance of Pet Dogs. *Plos One* 11. doi: 10.1371/journal.pone.0147753.

678 Olkowicz, S., Kocourek, M., Luèan, R. K., Porteš, M., Fitch, W. T., Herculano-Houzel, S., &
679 Nemec, P. (2016). Birds have primate-like numbers of neurons in the forebrain.
680 *Proceedings of the National Academy of Sciences of the United States of America*,
681 113(26), 7255–7260. <https://doi.org/10.1073/pnas.1517131113>

682 Overington SE, Morand-Ferron J, Boogert NJ, Lefebvre L, 2009. Technical innovations drive
683 the relationship between innovativeness and residual brain size in birds. *Anim Behav*
684 78:1001-1010.

685 Pasquet A, 2019. *Effects of Domestication on Fish Behaviour*. IntechOpen.

686 Pawliczek CM, Derntl B, Kellermann T, Kohn N, Gur RC, Habel U, 2013. Inhibitory control and
687 trait aggression: Neural and behavioral insights using the emotional stop signal task.
688 *NeuroImage* 279:264-274.

689 Reddon AR, Chouinard-Thuly L, Leris I, Reader SM, 2018. Wild and laboratory exposure to
690 cues of predation risk increases relative brain mass in male guppies. *Funct Ecol*
691 32:1847-1856.

692 Regolin L, Vallortigara G, Zanforlin M, 1995. Object and Spatial Representations in Detour
693 Problems by Chicks. *Anim Behav* 49:195-199. doi: Doi 10.1016/0003-3472(95)80167-
694 7.

695 Reznick D, 1982. The Impact of Predation on Life-History Evolution in Trinidadian Guppies -
696 Genetic-Basis of Observed Life-History Patterns. *Evolution* 36:1236-1250.

697 Ryer CH, Olla BL, 1991. Information-Transfer and the Facilitation and Inhibition of Feeding in
698 a Schooling Fish. *Environ Biol Fish* 30:317-323. doi: Doi 10.1007/Bf02028847.

699 Sanchez-Villagra MR, Geiger M, Schneider RA, 2016. The taming of the neural crest: a
700 developmental perspective on the origins of morphological covariation in
701 domesticated mammals. *Roy Soc Open Sci* 3. doi: UNSP 160107
702 10.1098/rsos.160107.

703 Santaca M, Busatta M, Lucon-Xiccato T, Bisazza A, 2019a. Sensory differences mediate
704 species variation in detour task performance. *Anim Behav* 155:153-162. doi:
705 10.1016/j.anbehav.2019.05.022.

706 Santaca M, Busatta M, Savasci BB, Lucon-Xiccato T, Bisazza A, 2019b. The effect of
707 experience and olfactory cue in an inhibitory control task in guppies, *Poecilia*
708 *reticulata*. *Anim Behav* 151:1-7.

709 Santos LR, Ericson BN, Hauser MD, 1999. Constraints on problem solving and inhibition:
710 Object retrieval in cotton-top tamarins (*Saguinus oedipus oedipus*). *J Comp Psychol*
711 113:186-193.

712 Scholes NW, 1965. Detour Learning and Development in the Domestic Chick. *J Comp Physiol*
713 *Psychol* 60:114-116. doi: 10.1037/h0022335.

714 Shams S, Seguin D, Facciol A, Chatterjee D, Gerlai R, 2017. Effect of Social Isolation on
715 Anxiety-Related Behaviors, Cortisol, and Monoamines in Adult Zebrafish. *Behav*
716 *Neurosci* 131:492-504. doi: 10.1037/bne0000220.

717 Sol D, Bacher S, Reader SM, Lefebvre L, 2008. Brain size predicts the success of mammal
718 species introduced into novel environments. *Am Nat* 172:S63-S71.

719 Sol D, Szekely T, Liker A, Lefebvre L, 2007. Big-brained birds survive better in nature. *P Roy*
720 *Soc B-Biol Sci* 274:763-769.

721 Stevens CH, Croft DP, Paull GC, Tyler CR, 2017. Stress and welfare in ornamental fishes:
722 what can be learned from aquaculture? *J Fish Biol* 91:409-428. doi:
723 10.1111/jfb.13377.

724 Stevens JR, 2014. Evolutionary pressures on primate intertemporal choice. *P Roy Soc B-Biol*
725 *Sci* 281. doi: ARTN 20140499 10.1098/rspb.2014.0499.

726 Tobin H, Logue AW, 1994. Self-Control across Species (*Columba-Livia*, *Homo-Sapiens*, and
727 *Rattus-Norvegicus*). *J Comp Psychol* 108:126-133. doi: Doi 10.1037/0735-
728 7036.108.2.126.

729 van der Bijl W, Thyselius M, Kotrschal A, Kolm N, 2015. Brain size affects the behavioural
730 response to predators in female guppies (*Poecilia reticulata*). *P Roy Soc B-Biol Sci*
731 282:116-124.

732 van Horik JO, Beardsworth CE, Laker PR, Langley EJJ, Whiteside MA, Madden JR, 2019.
733 Unpredictable environments enhance inhibitory control in pheasants. *Anim Cogn*
734 22:1105-1114.

735 van Horik JO, Langley EJJ, Whiteside MA, Laker PR, Beardsworth CE, Madden JR, 2018. Do
736 detour tasks provide accurate assays of inhibitory control? *P Roy Soc B-Biol Sci* 285.
737 doi: ARTN 20180150 10.1098/rspb.2018.0150.

738 Vigil-Colet A, Codorniu-Raga MJ, 2004. Aggression and inhibition deficits, the role of
739 functional and dysfunctional impulsivity. *Personality and Individual Differences*.
740 37:1431-1440.

741 Vlamings PHJM, Hare B, Call J, 2010. Reaching around barriers: the performance of the great
742 apes and 3-5-year-old children. *Anim Cogn* 13:273-285. doi: 10.1007/s10071-009-
743 0265-5.

744 Walsh MR, Broyles W, Beston SM, Munch SB, 2016. Predator-driven brain size evolution in
745 natural populations of Trinidadian killifish (*Rivulus hartii*). *P Roy Soc B-Biol Sci* 283.

746 Wascher CAF, Dufour V, Bugnyar T, 2012. Carrion crows cannot overcome impulsive choice
747 in a quantitative exchange task. *Front Psychol* 3. doi: ARTN 118
748 10.3389/fpsyg.2012.00118.

749 Wendt S, Czaczkes TJ, 2017. Individual ant workers show self-control. *Biol Letters* 13. doi:
750 ARTN 20170450 10.1098/rsbl.2017.0450.

751 Wheat CH, Fitzpatrick JL, Rogell B, Temrin H, 2019. Behavioural correlations of the
752 domestication syndrome are decoupled in modern dog breeds. *Nat Commun* 10. doi:
753 ARTN 2422 10.1038/s41467-019-10426-3.

754 White, S. L., Wagner, T., Gowan, C., & Braithwaite, V. A. (2017). Can personality predict
755 individual differences in brook trout spatial learning ability? *Behavioural Processes*,
756 141, 220–228. <https://doi.org/10.1016/j.beproc.2016.08.009>.

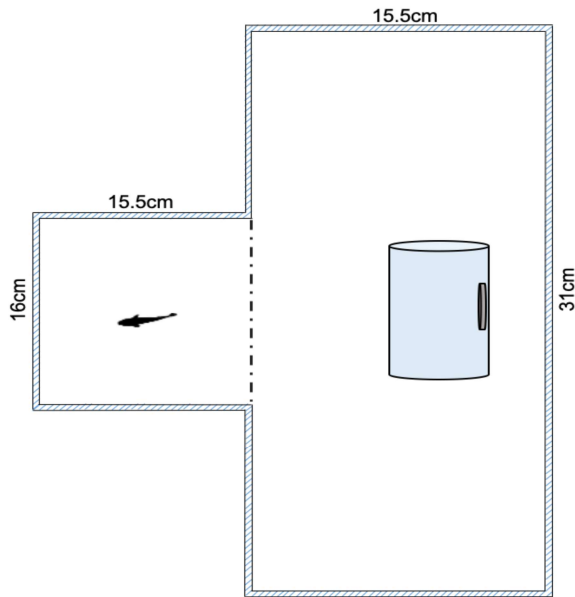
757

758

759

Figures

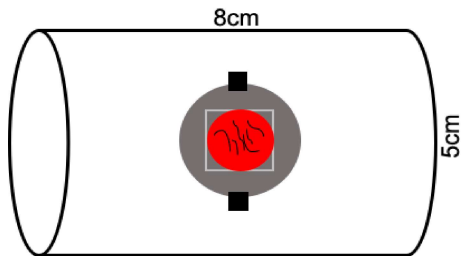
(a)



760

761

(b)



762

763 Figure 1: (a) Top view of the experimental apparatus. The left compartment is the start zone in which

764 the subject acclimatized before the guillotine door was lifted, signalling the beginning of the trial. The

765 right compartment is the test zone with the cylinder either wrapped during training or transparent

766 during testing. (b) Side view of the transparent cylinder with the food reward attached inside on the

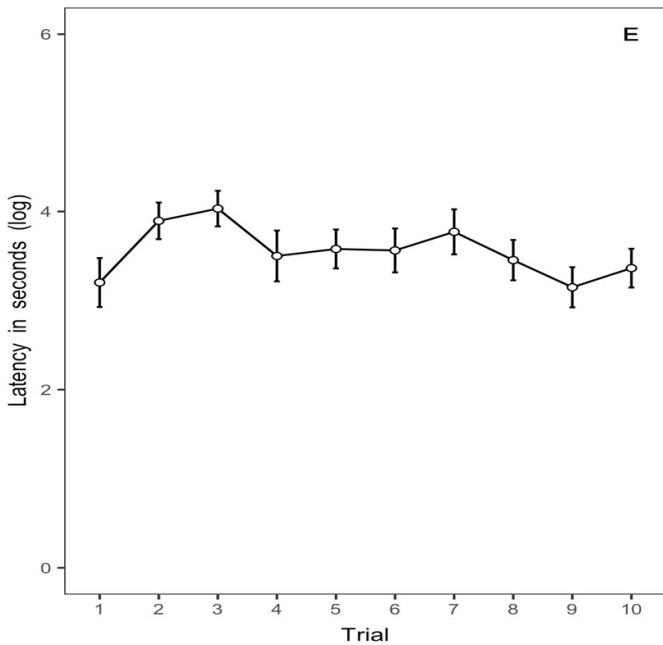
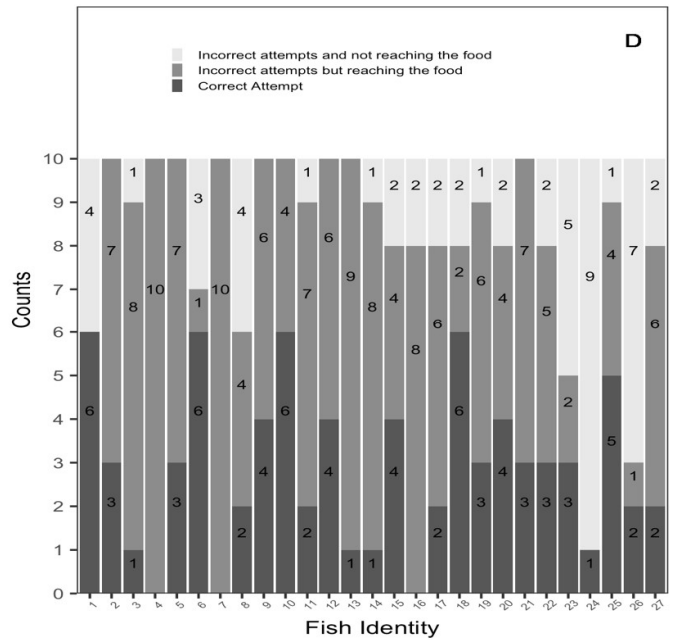
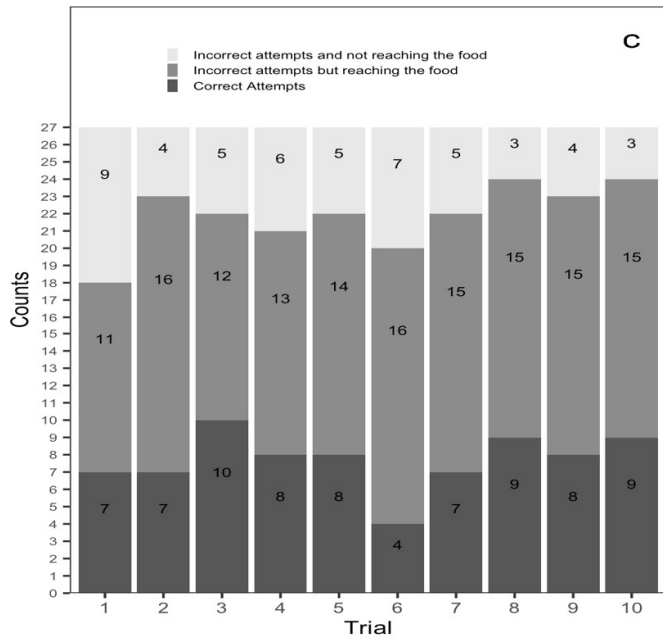
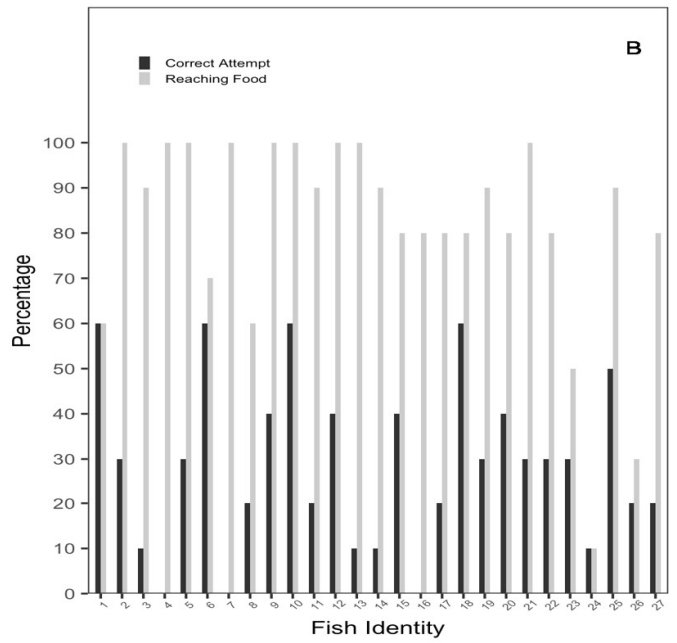
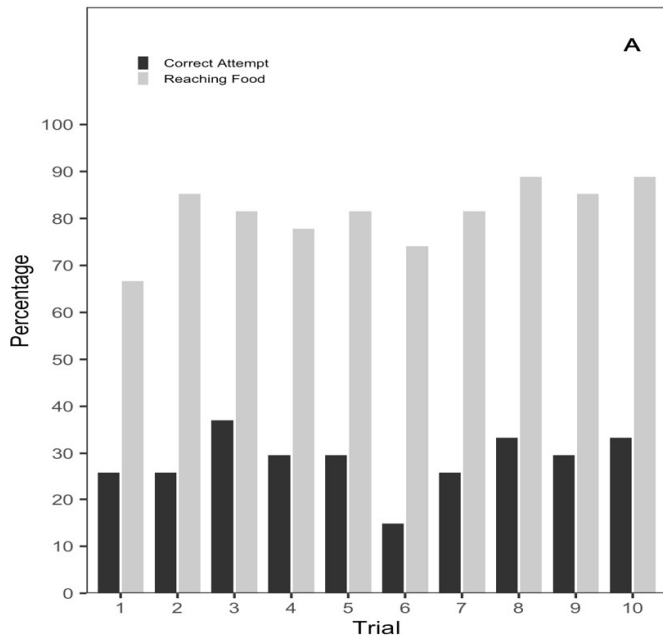
767 posterior part of the cylinder.

768

769

770

771



773

774 Figure 2: **A/** In dark grey, percentage of correct attempts performed by the 27 females partaking in
775 the experiment for each of the ten trials of the test phase. A trial is considered correct when a female
776 detours around the cylinder without touching it to reach the reward. In light grey, percentage of
777 females entering the cylinder and getting the reward across the 10 trials of the test phase including
778 both correct and incorrect trials. **B/** In dark grey, percentage of successful trials performed by each
779 female across the ten trials of the test phase. In light grey, percentage of trials in which each female
780 entered the cylinder and reached the reward including both correct and incorrect trials. **C/** Count of
781 females performing correct attempts, incorrect attempts but reaching the food and incorrect
782 attempts and not reaching the food for each trial (dark, medium and light grey bars respectively; note:
783 a female not suppressing the urge to directly reach the food (i.e. incorrect attempt) can either retrieve
784 the food during a trial (i.e. incorrect attempt but reaching the food) or not retrieve it (i.e. incorrect
785 attempt and not reaching the food). **D/** Number of correct attempts, incorrect attempts but reaching
786 the reward and incorrect attempts and not reaching the reward (dark, medium and light grey bars
787 respectively) for each female across the 10 trials. **E/** Time to reach the food inside the cylinder
788 over the ten trials both including correct and incorrect trials (Mean \pm SEM).

789

790

791

792

Table 1. Similarities and differences in the methodology implemented by studies that have investigated inhibition in guppies, *Poecilia reticulata*. Due to greater general cognitive abilities females only were used as experimental subjects in all these studies.

| Study | IC task | Strain | Reward | Familiarization phase | Training Phase | Test Phase |
|--|------------------|---|--|--|--|---|
| Lucon-Xiccato T, Gatto E, Bisazza A, 2017 | † Cylinder task: | Domesticated/ornamental strain (“snakeskin cobra green”) | Food positioned at 15cm of the focal subject (commercial flakes) | 3 days with 4 social companions in testing apparatus. Fed 5 times a day with a Pasteur pipette | 5 trials/day. Food inserted in the cylinder with a Pasteur pipette. Learning criterion = 4/5 correct trials in a day | 5 trials per day for 10 days |
| | † Barrier task: | Domesticated/ornamental strain (“snakeskin cobra green”) | Social (shoal of 4 stimulus females) | 1 week with social companions in home tank | - | 5 trials per day for 5 days |
| Gatto E, Lucon-Xiccato T, Bisazza A, 2018 | Barrier task | Domesticated/ornamental strain (“snakeskin cobra green”) & Wild strain descendant from high-predation zone in Tacarigua river | Social reward that varies in its value (3 vs. 8 ind. in stimulus shoal) and in its distance to the focal subject | - | - | 5 trials |
| Santaca M, Busatta M, Lucon-Xiccato T, Bisazza A, 2019a | Barrier task | Wild strain descendant from high-predation zone in Tacarigua river | Social (shoal of 8 stimulus females) | 5 days in a habituation tank similar to the experimental apparatus | - | 12 consecutive trials |
| Santaca M, Busatta M, Savasci BB, Lucon-Xiccato T, Bisazza A, 2019b | Cylinder task | Domesticated/ornamental strain (“snakeskin cobra green”) | Food (commercial flakes) | 3 days with 4 social companions in adjacent compartment. Fed 5 times/day with a Pasteur pipette | 5 trials/day. Food inserted in the cylinder with a Pasteur pipette. Learning criterion = 4/5 correct trials in a day | 5 trials per day for 4 consecutive days |
| Lucon-Xiccato T, Bertolucci C, 2019 | ‡ Tube task | Domesticated/ornamental strain | Live prey in a transparent tube | 3 days in the experimental apparatus. Fed through a Pasteur pipette with commercial flakes twice, 4 and 6 times the 1 st , 2 nd and 3 rd day respectively | 1 or 2 trials of 20 min depending on the condition (control vs. experimental) | |
| Lucon-Xiccato T, Montalbano G, Bertolucci C, 2019 | Tube task | Domesticated/ornamental strain (“snakeskin cobra green”) | Live prey in a transparent tube | <i>Same as above cell</i> | - | 2 trials of 20 min |
| Lucon-Xiccato T, Bisazza A, Bertolucci C, 2020 | Tube task | Domesticated/ornamental strain (“snakeskin cobra green”) | Live prey in a transparent tube | <i>Same as above cell</i> | - | 6 trials of 20 min |

The present study

| | | | | | |
|---------------|--|------------------------|--|--|--|
| Cylinder task | Wild strain descendant from high-predation zone in Lower Aripo river | Food (dried bloodworm) | Throughout 5 days focal fish are habituated to enter the cylinder while being solitary | 3 trials/day. Food attached in the cylinder. Learning criterion = 2/3 correct trials within 90sec in a day | 10 trials in total (3 trials/day for 3 days and a last trial on the 4 th day) |
|---------------|--|------------------------|--|--|--|

[†]Detour reaching task: The *cylinder task* and the *barrier task* are 2 variants of the detour reaching task. In order to reach a reward, the subject is required to detour around a transparent obstacle (i.e. cylinder or barrier). The ability of suppressing the strong prepotent tendency to go directly towards the visible reward and instead executing a detouring behaviour is a measure of inhibitory control (and more precisely of motor inhibition). In the cylinder task an initial training phase in which the subject learns to detour around an opaque cylinder to get the reward ensures that response inhibition is the only cognitive function responsible for the outcome of the test with the transparent cylinder. Without training the cylinder task would involve other cognitive abilities such as problem solving which would blur the interpretation of the inhibitory performances due to potential individual variation in other cognitive traits.

[‡]Tube task: Live prey are placed inside a transparent tube and the tested subjects are required to inhibit the response of attacking them. Inhibition is measured as a decrease in the number of attacks. In this task, the experimenter should control for neophilic response, habituation learning and the activity of live prey.

Gatto E, Lucon-Xiccato T, Bisazza A, 2018. Factors affecting the measure of inhibitory control in a fish (*Poecilia reticulata*). Behav Process 157:11-17.

Lucon-Xiccato T, Bertolucci C, 2019. Guppies show rapid and lasting inhibition of foraging behaviour. Behav Process 164:91-99.

Lucon-Xiccato T, Bisazza A, Bertolucci C, 2020. Guppies show sex and individual differences in the ability to inhibit behaviour. Anim Cogn 23: 535-543

Lucon-Xiccato T, Gatto E, Bisazza A, 2017. Fish perform like mammals and birds in inhibitory motor control tasks. Sci Rep-Uk 7.

Lucon-Xiccato T, Montalbano G, Bertolucci C, 2020. Personality traits covary with individual differences in inhibitory abilities in 2 species of fish. Curr Zool 66: 187-195

Santaca M, Busatta M, Lucon-Xiccato T, Bisazza A, 2019a. Sensory differences mediate species variation in detour task performance. Anim Behav 155:153-162.

Santaca M, Busatta M, Savasci BB, Lucon-Xiccato T, Bisazza A, 2019b. The effect of experience and olfactory cue in an inhibitory control task in guppies, *Poecilia reticulata*. Anim Behav 151:1-7.